



Libertarian Party of Michigan 51st Anniversary Celebration

July 9, 2022

Haworth Hotel, Holland, Michigan

*Presented by Greg Stempfle
LPM Historical Committee*



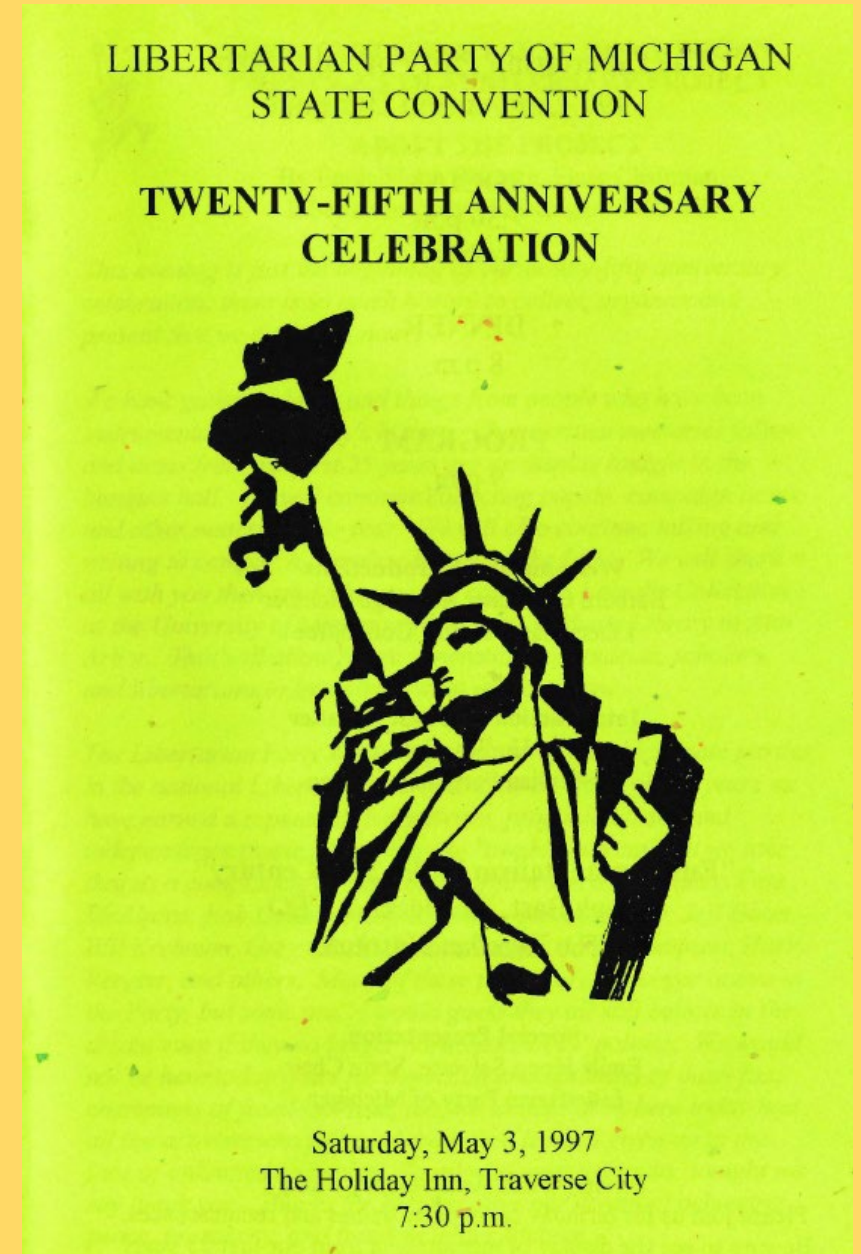
Brief History of the LPM

- 1971 – State party founded in Taylor, a year before National.
- 1976 - First year the party had ballot access and ran candidates.
- The LPM has been on the in ballot every election since except 1978 and 1986.
- 1986 - first year independent candidates allowed on ballot, at least 10 Libertarians ran.
- 1987 - 25th anniversary celebration.
- 1988 – First Libertarian elected in Michigan, James Clifton for Addison Village Council.
- 1994 - Jon Coon race for US Senate, one of the most high profile LP campaigns of all time.
- 2001 - “Top of Ticket” law changed which made it easier for third parties to stay on the ballot.
- 2018 – LPM qualified for the primary election for the first time and the only year straight ticket voting was not an option.
- LPM has had various headquarters in Lansing, Hazel Park, and Troy.



25th Anniversary Celebration

- 1987 25th anniversary celebration.
- This program contains stories from many of the founders of the party.
- <https://drive.google.com/file/d/1mtL3ShR8fwnMrpTis-OR1mcconEvApxo/view?usp=sharing>





Past Chairs of the Libertarian Party of Michigan

Stuart Weiner 1972

Bill Krebaum? 1972? - 1973?

James Hudler 1973

Jeff Doan 1973? - 1974?

William Krebaum 1974 - 1975

James Hudler 1975 - 1978

Larry McKenna 1978 - 1979

James Hudler 1979 - 1981?

Frederick Dechow 1981? - 1982

Brian Wright 1982 - 1984

Martin Hillard 1984 - 1985

James Hudler 1985 - 1986

Janet Parkes 1986 - 1987

Joseph P. Overton 1987 - 1988

Richard Whitelock 1988 - 1991

Dale Dobberstein 1991 - 1992

Keith Edwards 1992 - 1995

Emily Hopp Salvette 1995 - 1997

Tim O'Brien 1997 - 1999

Stacy Van Oast 1999 - 2001

Michael Corliss 2001

Ghazey Aleck 2002

James Hudler 2002 - 2003

Bill Gelineau 2003 - 2004

Michael Donahue 2004 - 2005

Nathan Allen 2005 - 2006

Scotty Boman 2006 - 2007

Bill Hall 2007 - 2009

Emily Hopp Salvette 2009 - 2011

James H Lewis 2011 - 2012

Denee Rockman-Moon 2012 - 2013

Mary Buzuma 2013 - 2015

Kimberly Moore - 2015 - 2016

Bill Gelineau - 2016 - 2017

Bill Hall 2017 - 2019

Gregory Stempfle 2019 - 2021

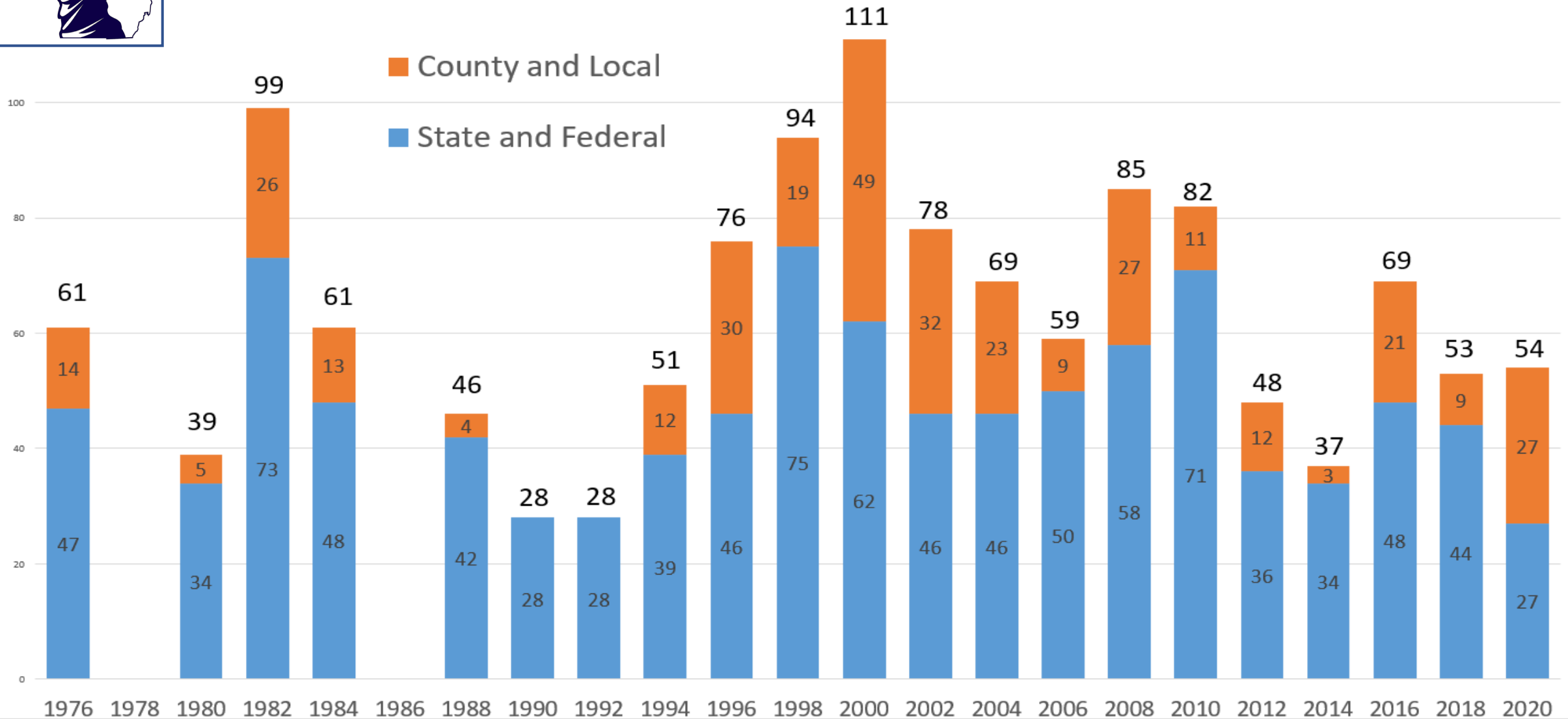
Tim Yow 2021-2022

Andrew Chadderdon 2022

Joe Brungardt 2022 - TBD



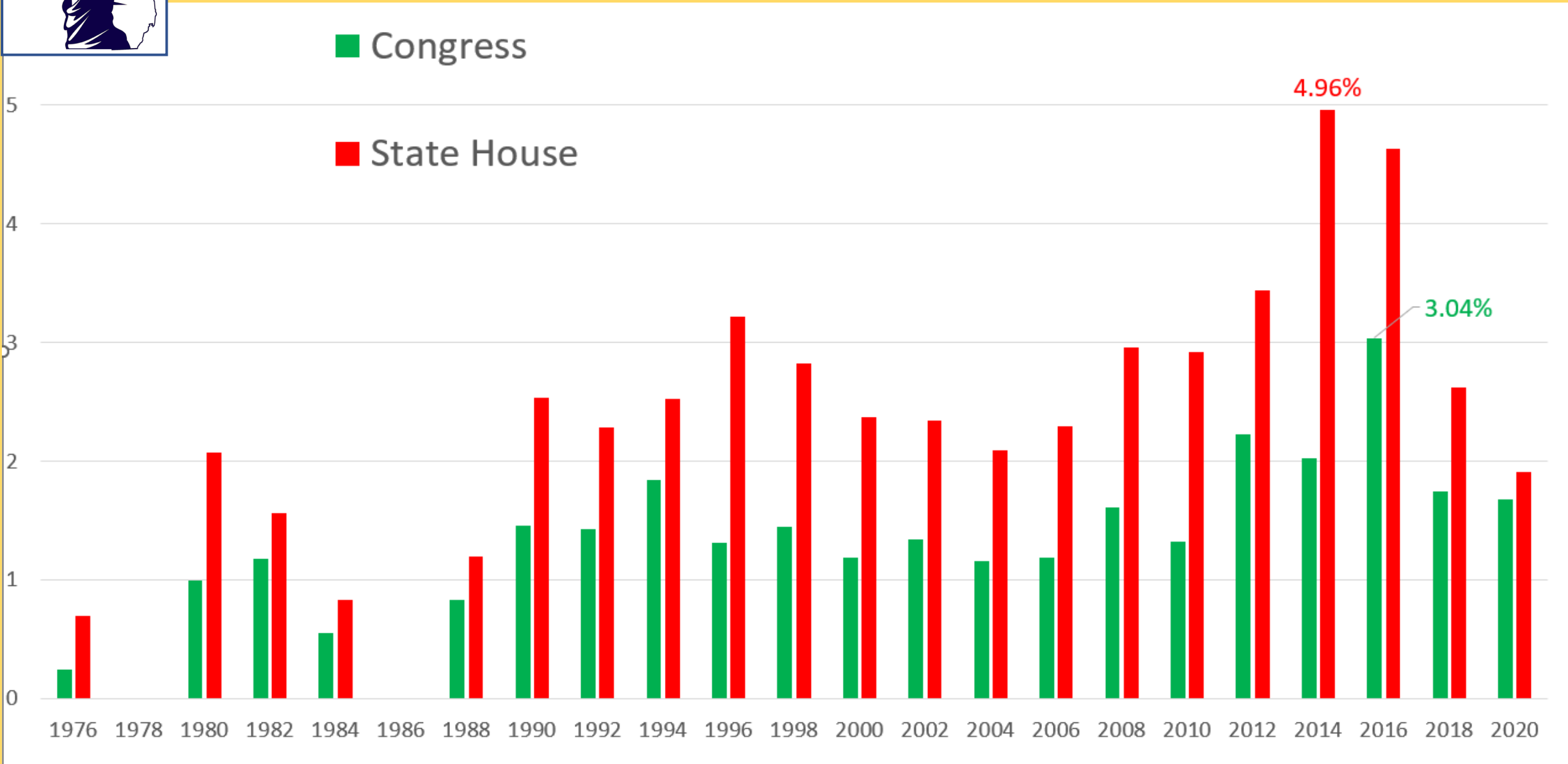
Number of Libertarians in the General Election



Unknown number of local candidates in 1990 and 1992



Average Percent for Congress and State House





Elected Partisan Libertarians

There have been 8 confirmed partisan elected Libertarians

1988 - James Clifton, Addison Village Council

1996 - Brian Wisneski, Clinton Township Trustee (Lenawee)

1996 - Brett Cashman, Superior Township Parks Commission

2008 - Tom Bagwell, Ypsilanti Township Parks Commission

2008 - Larry Johnson, Ypsilanti Township Parks Commission

2016 - Elizabeth Corder, Ypsilanti Township Parks Commission

2020 - Richard Riekse, Fruitport Township Parks Commission

2020 - Donna Gundle-Kreig, Mancelona Township Trustee



Rev. James Clifton Addison Village Council, 1988

James was a pastor at a
local church.

MICHIGAN LIBERTARIAN

May/June 1988

Newsletter of the Libertarian Party of Michigan

Volume 15, Number 3

Michigan Elects First Libertarian!

Addison. This small, southwestern community made Michigan history by electing the State's first Libertarian to public office in a partisan race. James W. Clifton, Pastor of the village's United Church of Christ and a long time Libertarian, was elected to the Addison Village Council on March 14--- out polling all four of the other candidates representing the two older parties. Three trustees were chosen from among the five candidates to fill two year terms. The Libertarian was elected along with two Republicans.



"The platform I ran on locally was a platform that supported property rights and opposed zoning ordinances," Clifton told UPI in speculating on the reasons for his victory. "Our [Addison's] book of ordinances is as thick as the Chicago phone book. I think that is ridiculous for a town this size!" Clifton also thought his earlier appointment to the position to fill a vacancy helped give him credibility. "I think it helped me because it gave them six months to see that I wasn't radical -- that I wasn't fringe or anything."

Candidate	Party	votes	%
James Clifton	L	62	25.0 elected
Don Dennis Sr.	R	55	22.2 elected
Stanley Behtam	R	55	22.2 elected
Bernard Elston	D	45	18.2
Robert Elston	D	31	12.3
total		248	



The Clinton Local

40¢

SINCE 1884

successful living.

Vol. 112 No. 32 Thursday, August 8, 1996

CLINTON, MI 49236



Cheryl Matzinger



Brian Wisneski

TOWNSHIP VOTERS HAVE SPOKEN MATZINGER NAMED CLERK;

AS REPORTED BY CARL HABRICK

A total of 400 Clinton Township registered voters either pulled a lever or cast an absentee ballot on Tues., Aug. 6. When all was said and done, Cheryl Matzinger emerged as the Republican candidate for Clerk as she defeated the incumbent Nancy Fahrner, 168-79. Fahrner, under fire for the past several months in her Clerk's position will exit the job after the November meeting. Write-in votes were cast for Roger Waltz, 1; Mary Hull, 1; Choney Stout, 1; Brian Wisneski, 1 and John Sell, one. The treasurer's spot will be filled by Ronda K. Wisneski who won easily, 180-51 over Arlene Love who had resigned the position. Receiving one vote each for treasurer were: Jan Pittman, Mary Hull and Carl Habrick.

Supervisor Donald Imber, unopposed in his re-election bid, received 175 votes. Brian Wisneski received one write-in vote for the Supervisor seat. (ACTUALLY 4 VOTES)

Connie Furgason, Trustee, received 182 votes, but write-in candidates clouded an already complicated issue. Also named in Tuesday's election was Brian Wisneski, as he received 38 write-in votes. Michael St. Clair, who conducted a last-minute write in campaign, received 27 votes. The issue is clouded since Wisneski is already listed on November's ballot as a Libertarian. It will be a decision of a higher authority as to who opposes Wisneski, if anyone, or if he will be eligible to run as a Republican and/or a Libertarian.

Brian Wisneski, Clinton Township Trustee (Lenawee), 1996

Candidate	Party	votes	%
Connie Fergason	R	320	41.8 elected
Brian Wisneski	L	279	36.5 elected
Roger Waltz	Write in	166	21.7
total		765	



Brett Cashman

Superior Township Parks Commission, 1996

Candidate	Party	votes	%
Janice Berry	D	2,384	30.5 elected
Marion Mossis	D	2,265	29.0 elected
Diana Ravis	D	2,201	28.2 elected
Brett Cashman	L	925	11.9 elected
Jacqueline Rodenbeck	Write in	23	0.29 elected
Uva Wilbanks	Write in	11	0.14 elected
Total		7,908	



Tom Bagwell and Larry Johnson

Ypsilanti Township Parks Commission, 2008



Tom Bagwell



Lawrence Johnson

Candidate	Party	votes	%
Debbie Swanson	D	16,805	13.3 elected
Scott Martin	D	16,686	13.2 elected
Sandy Anderson	D	16,664	12.3 elected
Marcia Chapmen	D	16,379	13.0 elected
Elayne Black	D	16,266	12.9 elected
Carissa Collins Wats	D	16,054	12.7 elected
Ted Vasicek	D	15,923	12.6 elected
Thomas Bagwell	L	5,222	4.1 elected
Lawrence Johnson	L	5,020	4.0 elected
scattering	Write in	1,200	1.0
total		126,219	



Elizabeth Corder

Ypsilanti Township Parks Commission, 2016



Candidate	Party	votes	%
Debbie Swanson	D	17,888	19.4 elected
Gloria Peterson	D	17,544	19.0 elected
David Streeter	D	17,051	18.5 elected
Edward Burnett	D	17,042	18.5 elected
Shauna McNally	G	5,009	5.4 elected
Elizabeth Corder	L	4,719	5.1 elected
Stuart Collis	G	4,581	5.0 elected
Lawrence Johnson	L	4,165	4.5
Kalyn Sterzik	L	3,889	4.2
scattering	write in	485	0.5
total		92,373	



Richard Riekse

Fruitport Township Parks Commission, 2020

Candidate	Party	votes	%
Travis Nadeau	R	5,181	49.6 elected
Ryan O'Neal	D	3,848	36.8 elected
Richard Riekse	L	1,421	13.6 elected
total		10,450	



Donna Gundle-Kreig Mancelona Township Trustee, 2020



Candidate	Party	votes	%
Rod Vesey	R	1,527	58.8 elected
Donna Gundle-Kreig	L	583	22.4 elected
Yousef Jabara	D	489	18.8
total		2,599	

Donna is a local real estate agent and only the second Libertarian in Michigan to ever beat a major party opponent.





Justin Amash US Congress

Served five terms in Congress but left the Republican Party in 2019 and switched his affiliation to Libertarian in April 2020.



Technical note: Kerry Bentivolio was a LPM member when he was elected as Republican in 2012 but his membership lapsed in March 2013, two months into his term.



Elected Nonpartisan Libertarians

1996 - John Willis, Boon Township Treasurer

1997 - Fred Collins, Berkley City Council

2000 - Martin Howrylak, Troy City Council

2002 - David Eisenbacher, Troy City Council

2001 - Andy LeCureaux, Hazel Park City Council

2001 - Jeff Steinport, Grand Rapids School Board

2001 - Mark Owen, Owosso City Council

2002 - Bill Bradley, South Haven City Council

2003 - Erin Stahl, Saint Clair Shores City Council

2003 - Bruce Gosling, Glen Oaks Comm. College Board

2007 - Mark Byrne, Port Huron City Council

2013 - Erwin Haas, Kentwood City Council

2016 - Brian Ludwig, Roscommon Village Council

2020 - Scotty Boman, Detroit Comm. Advisory Council


2020 - Greg Creswell, Detroit Comm. Advisory Council



Best showing for a Libertarian in various races

Election results prior to 1996 are not online so I went to the Michigan State Library in Lansing to get them from the Michigan Manuals. Results for **Federal and State** races are complete.

No state database for county level races exists. County clerks do not forward results to state. Results for **County and Local** races are very incomplete and often unofficial.





President



Rank	Candidate	year	votes	%	
1	Gary Johnson	2016	172,136	3.59	
2	Jo Jorgensen	2020	60,286	1.09	
3	Edward Clark	1980	41,597	1.06	
4	Harry Browne	1996	27,670	0.72	
5	Ron Paul	1988	18,336	0.50	
6	Bob Barr	2008	23,716	0.47	
7	Harry Browne	2000	16,711	0.39	
8	David Bergland	1984	10,055	0.26	
9	Andre Marrou	1992	10,175	0.24	
10	Michael Badnarik	2004	10,552	0.22	
11	Roger MacBride	1979	5,406	0.15	
12	Gary Johnson	2012	7,774	0.16	write in
13	John Hospers	1972	≤598*	<0.02	write in

*all write in votes cast in 1972, not broken down by candidate



US Senate

Jon Coon 1994

4.22%

128,393 votes



Party record for highest % in a statewide race.

Rank	Year	Candidate	Votes	%
1	1994	Jon Coon	128,393	4.22
2	2014	Jim Fulner	62,897	2.01
3	2012	Scotty Boman	84,480	1.82
4	2008	Scotty Boman	76,347	1.57
5	1996	Kenneth Proctor	36,911	0.98
6	1988	Dick Jacobs	27,116	0.77
7	2000	Michael Corliss	29,966	0.72
8	2006	Leonard Schwartz	27,012	0.71
9	1982	Bette Erwin	19,131	0.64
10	1976	Bette Erwin	8,842	0.25
11	1984	Lynn Johnston	7,786	0.21



US Congress


Best performance

(two way race)

Kenneth Proctor, 1992

12.27%

18,751 votes



Highest Percentage

(both major parties in race)

Lorence Wenke, 2016

4.93%

16,248 votes




Most votes

(both major parties in race)

Ken Proctor, 2016

4.92%

16,476 votes





Governor

Bill Gelineau 2018

1.33%

56,606 votes



Rank	Year	Candidate	Votes	%
1	2018	Bill Gelineau	56,606	1.33
2	2014	Mary Buzuma	35,723	1.13
3	2010	Kenneth Proctor	22,390	0.69
4	2006	Gregory Creswell	23,524	0.62
5	1982	Dick Jacobs	15,603	0.51



Secretary of State

Highest percentage

Jamie Lewis 2014

1.98%

61,112 votes



Most votes

Gregory Stempfle 2018

1.96%

81,849 votes



Attorney General

Lisa Lane Gioia 2018

2.10%

86,807 votes





State Board of Education

Scotty Boman 2016

2.35%

198,349 votes

*Also the party record for
most votes in a statewide
race.*



Elect
Scotty Boman

LIBERTARIAN

State Board of Education



Board of Regents

Highest percentage

Emily Salvette, 1994

2.00%

104,032 votes

Most votes

Kerry Morgan, 2008

1.57%

130,664 votes



Board of Trustees

Highest percentage

Barbara Goushaw, 1998

2.55%

132,196 votes

Most votes

Justin Burns, 2016

2.15%

174,430 votes



Board of Governors

Highest percentage

Scotty Boman, 1998

2.60%

133,422 votes

2nd highest statewide %

Most votes

Nicole Michalak, 2008

1.83%

147,577 votes



Michigan Supreme Court

Kerry Morgan, 2016

13.15%

442,781 votes





State House

Jon Coon, 1996

15.74%

5,042 votes



State Senate

Lorence Wenke, 2014

8.92%

7,171 votes





Countywide

Highest %, two way race

John Stedman, 2008

Kent County Sheriff

24.71%

55,637 votes

Most votes, two way race

Daniel Ziemba, 2020

Wayne County Prosecutor

17.35%

125,944 votes

Top vote getter for LPM in 2020.

Highest %, both major parties

Jamie Lewis, 2016

Kent County Clerk

5.53%

16,017 votes

Most votes, both major parties

Steve Afton, 2016

Oakland County Prosecutor

4.35%

27,167 votes



County Commissioner

Highest %, two way race

Dana Carver, 2018

Cheboygan County, District 7

30.88%

458 votes

Most votes, two way race

Jami VanAlstine 2020

Wayne County, District 11

21.59%

10,390 votes

Best performance, both major parties

Mark Carney, 2000

Oakland County, District 1

10.67%

2,276 votes

Mark Carney County Commissioner

- Former School-Teacher

- Successful Businessman.

- Active in Community

- 2 X President of Holly Lions

- Past President Chamber of Commerce.

- Past Lions Zone District Chairman

- Former Zoning Board of Appeals

Mark has been married to Cathe for 10 years. They have one son, attending Everett Academy.



Mark Carney wants to bring his issue's to the District. Vote for Mark!





Highest % in any race

Highest %, two way race

Robert Clark, 2018

Arcadia Township Supervisor

47.19%

218 votes


Only other candidates to receive >40% of the vote
two way race

Frank Pelky, 2020

Homestead Township Clerk

43.0%

525 votes





Last slide

- Some sort of closing remarks about how far we've come, how much work is left to do and something inspirational about looking towards to future.
- Special thanks to Bill Hall and Jeff Pittel for their help with researching this presentation.